



**WEEK 6
EXERCISE 2**

**The Spanish Dude
Ask Directions with only 3 Questions**

<https://www.youtube.com/watch?v=EAsQcWmGeTY>

For Beginners

Direcciones. (Directions). Practice asking your facilitator for directions using the three questions recommended by the Spanish Guy. If you're comfortable, you can also move on to the Advanced Beginner exercise as well. ¡Buena suerte!

ASK FOR ATTENTION:

Por favor...
(o disculpe...)
...señor, señora, señorita, joven

Please...
(or pardon...)
...Sir, Ma'am, Miss, young man/woman

QUESTION #1

¿Dónde está.....
...el baño?
...el restaurante La Roca?
...una farmacia?
...la frontera?

Where is...
...the bathroom?
...the La Roca Restaurant?
...a pharmacy?
...the border?

QUESTION #2

¿En esa dirección?

In that direction? (Point!)

QUESTION #3

¿Cuántos minutos (para llegar ahí)?

How many minutes (to get there)?

EXPRESS THANKS

¡Muchas gracias!

Many thanks!

To practice and hear these words and phrases, go to:

<https://quizlet.com/518263242/lss-week-6-ex-2-beginners-flash-cards/>



GROUP SESSION 6 EXERCISE 2

SpanishPod 101.com
Asking and Giving Directions in Mexico
<https://www.youtube.com/watch?v=VGRnxwWUhbY>

For Advanced Beginners and Intermediates

Direcciones. (Directions)

Practice asking for and giving directions using the attached map. Use some of the following key words and phrases, or find other words for your conversation. ¡Buena suerte!

Preguntas

Por favor (discúlpeme)

¿Dónde está el (la) ____ más cercano(a)?

Estoy buscando....

¿Hay un/una ____ cercano(a) (por aquí)?

Please (pardon me)

Where is the closest ____?

I'm looking for ...

Is there a ____ nearby (around here)?

Direcciones

vaya...

derecho

al norte, sur, este, oeste

por (dos, tres) cuadras

y luego...

cuando llegue a...

dé vuelta...

a la derecha, la primera derecha

a la izquierda, la primera izquierda

tome...

a la derecha, la primera derecha

a la izquierda, la primera izquierda

está...

a la derecha (izquierda)

al lado de...

enfrente de

cerca de

la dirección

las direcciones*

*Note: Only to describe locations. Directions for things (like assembly directions) are "instrucciones"

go...

straight

to the north, south, east, west

for (two, three) blocks

and then...

when you arrive at...

turn...

to the right, the first right

to the left, the first left

take...

to the right, the first right

to the left, the first left

it's...

it's on the right (left)

it's beside...

it's in front of...

it's near to

the address

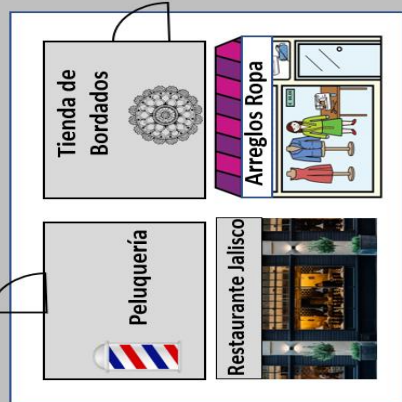

the directions*

To practice and hear these words and phrases, go to:

<https://quizlet.com/469168972/week-five-exercise-2-flash-cards/>



Avenida Obregón



Calle Oeste

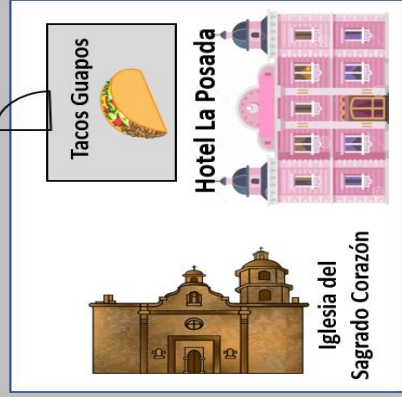
Calle Sonorense

Avenida de los Héroes



Avenida Reforma

Calle Iglesia



Calle Este

